


GMC Jimmy



RUGGED QUALITY TRUCKS

JIMMY...4 Wheelin' Action



Shown with new V22 grille.

NOW THERE'S MORE TO LIKE

Jimmy is rugged. It works hard, plays hard, and is raring to go. Read page 5 and see some of the features that make Jimmy rugged.

New features for 1980 include new standard front-end paint treatment with Argent-Silver painted grille insert, eight new exterior paint colors, new push-button vent window latches, new available outside mirrors help reduce air resistance, new international symbols have been added to the instrument cluster gauges and gage graphics are changed to meet federal standards. In addition to items previously offered, the available V22 grille, included with new Sierra Classic trim, now includes a chromed grille with rectangular headlamps, larger parking lamps, and

body-color center bar. New exterior rear quarter panel nameplates and a new visor-mounted mirror also are included in the new Sierra Classic trim. (New available Sierra Classic interior is shown on Page 3.)

Radial tires are standard on 1980 Jimmys. They have less rolling resistance than bias-ply tires. All Jimmy engines for 1980 have a fan clutch that is thermostatically controlled so that the fan operates at full capacity when additional cooling is required. Saves power when radiator temperatures are lower. New single-inlet, dual-outlet mufflers for the available 5.7 Liter engine help decrease exhaust backpressure. New one-piece front air dam is standard.

LINEUP OF AVAILABLE RADIOS . . . includes AM and AM/FM monaural and new AM/FM stereo, AM/FM stereo with tape or cassette, and a new AM/FM monaural CB. The stereo options include radio unit, windshield antenna, two front door-mounted speakers and two speakers mounted in sidewalls in front of rear wheelhousing.

TIME-TESTED FEATURES make Jimmy exciting for work or as a family vehicle. It's available as a 2-wheel drive with 6,200 lbs. GVWR. Power brakes and power steering are standard on 4x4 Jimmy and available for driving ease on 2-wheel-drive models. Look at the action photographs in this catalog and read on about Jimmy's features, construction and trim options—we think you'll agree that it's a truck for going places!





Sierra Classic interior with center console.

JIMMY FOR TOW OR SNOW . . . For year-around use of your Jimmy, ask your GMC dealer about available trailering equipment. He can also advise you about the power take off to operate snowplows and other specialized equipment.

JIMMY Interiors

Standard Jimmy includes front high-back driver and matching companion seats with a new angle for 1980. A folding back bench seat is available. There's new facing material for the standard Houndstooth vinyl trim in carryover Camel and a new shade of Blue. Seat belts are standard for all passenger positions.

Sierra trim also includes a color-keyed, padded instrument panel with center ashtray; full floor covering of black embossed rubber; color-keyed door trim panels with padded integral armrests; door-activated dome lamps (two in hardtop, one in convertible models). Available custom vinyl high back seats come in Blue or Camel and include color-keyed carpeting for the front compartment and console between the front seats.

AVAILABLE REAR BENCH SEAT . . . provides seating for 3 passengers with impressive legroom in the floor area in front of the seat. Removable seat quickly folds up and out of the way for 89.6 cu. ft. of flat cargo area. Seat is trimmed to match front bucket seats. Rear compartment floor covering matches that of the front compartment.




Available 3-passenger Sierra rear bench seat.



Sierra front seats.

AVAILABLE SIERRA CLASSIC INTERIOR Sierra Classic trim, now available for Jimmy, includes new custom cloth or Brahman-grain vinyl seat trim in Blue (vinyl only), Carmine, or Camel Tan; new visor mirror; new interior nameplates; trimmed cowl side panels; and new front door trim panels with assist straps and carpet trim. Two-tone interior is available with Blue, Carmine or Camel Tan in combination with Mystic custom vinyl (all colors) or custom cloth (Blue or Carmine only) seat trim, door trim panels and sunshades. Sierra Classic also includes custom steering wheel; Mystic headliner, color-keyed center console and carpeting. Bright-trim instrument cluster gages for speedometer, odometer, fuel, voltmeter, engine temperature and oil pressure include new international symbols and graphics to meet federal standards.



ENGINES The 4.1 Liter in-line six is the standard engine for both the 2-wheel- and 4-wheel-drive Jimmy models (not available in California, where the 5.7 Liter V8 is available). It features a staged, 2-barrel carburetor; seven main bearings; cast-iron cylinder heads; water-cooled valve guides; hydraulic valve lifters; and precision-ground camshaft.

The lineup of V8 gasoline engines begins with the 5.0 Liter, 2-bbl., gasoline engine available for the 2-wheel-drive model in all states except California.

The 5.7 Liter, 4-bbl., V8 is well-suited for big loads, tough 4-wheel climbing and trailering. It is available for all Jimmys. Three- or four-speed manual or automatic transmission is available except in California where only the 4-speed manual or automatic transmission is available.

BUY OR LEASE A GMC TRUCK

Many GMC Truck dealers offer you the opportunity to buy or lease a GMC Truck. Ask about their leasing plans, they may be right for you.



AVAILABLE ACCESSORIES

Add your own touch with these accessories: **1** Deluxe instrument panel; All-Weather air conditioning; electric clock; gages for voltmeter, temperature, oil pressure; tachometer; headlamp warning buzzer; cigarette lighter; radios (see Page 2); automatic speed control; power steering (2WD models); custom or comfortilt steering wheel; intermittent windshield wiper system. **2** Rally wheels, styled wheels, new aluminum wheels and wide tire choice. **3** Power side door and window locks; power tailgate window available with hardtop. **4** Factory- or dealer-installed deadweight hitch or weight-

GMC

The GMC Trucks shown in this catalog are equipped with GM-built engines produced by various divisions. Please refer to the engine chart included in this catalog or see your dealer for complete details about engine sources and availability.

JIMMY ENGINES

DISPLACEMENT— LITER	ALL STATES EXCEPT CALIFORNIA			CALIFORNIA ONLY
	*4.1 L6	*5.0 V8*	*5.7 V8	
Engine Ordering Code	LE3	LS9	LS9	LS9
Bore & Stroke, In.	3.87 x 3.53	3.74 x 3.48	4.0 x 3.48	4.0 x 3.48
Compression Ratio	8.3 to 1	8.5 to 1	8.2 to 1	8.2 to 1
SAE Net Horsepower @ RPM	150 @ 4000	135 @ 4200	1175 @ 4000 1170 @ 4000	170 @ 4000
SAE Net Torque (Lbs. / Ft. @ RPM)	210 @ 2000	235 @ 2400	1275 @ 2400 1270 @ 2400	275 @ 2400

*2-wheel drive Jimmy only

10-1500 models

2K-1500 models

*Made by Chevrolet Motor Division

STANDARD ELECTRONIC HIGH ENERGY IGNITION

SYSTEM eliminates the breaker points and condenser of conventional systems while delivering up to 35,000 volts to each spark plug, helps ignite marginal fuel-air mixtures and helps cold-weather starting.

STANDARD DELCO FREEDOM BATTERY never needs refilling. The energy supply is completely sealed in a lightweight case with a built-in state-of-charge indicator. Side-mounted battery terminals help resist terminal corrosion.

GM Continuous Protection Plan. This option offers service protection in addition to that provided by GM's new vehicle limited warranty. Ask your dealer about it. (Available only in U.S.A. and Canada during the 1980 model year.)




distributing trailer hitch platform. **Other available equipment** includes: automatic or 4-on-the-floor transmission; heavy-duty batteries and generators; sliding side window glass; tinted glass; inside hook lock release; camper and below-eyeline outside mirrors; body trim moldings; fuel tank shield plate; heavy-duty shock absorbers and springs; front stabilizer bar (2WD models); 32-gallon fuel tank; front tow hooks; Trailering Special package; wood-grain exterior trim, includes bright GMC nameplate. Your GMC Truck dealer can tell you more about Jimmy's standard features and about additional special equipment available from the GMC factory, GMC dealers or outside suppliers.

A Chassis Built to Last

Take a look at some of the features that give GMC 2- and 4-wheel-drive Jimmy their rugged strength. 1 Big frame side rails and crossmembers. 2 Drop center frame for low body mounting—on 4-wheel drive models permits an entry height under 22" with a 7" ground clearance. 3 4-wheel-drive transfer case with standard SAE 6-bolt PTO opening. 4 Long, wide, energy-absorbing front leaf and two-stage rear leaf springs for firm support (4WD models). 5 Standard 25-mm front and rear shock absorbers. Rear shocks are staggered to help control brake thrust and power hop. 6 Power brake system computer-matched to GVWR (standard 4WD models)—front disc brakes with wear sensor, rear brake drums finned for efficient cooling. 7 Exhaust system compression hangers compensate for expansion

and movement; new single-inlet, dual-outlet mufflers that decrease exhaust backpressure are standard on available 5.7 Liter V8. 8 Standard 25-gallon fuel tank. 9 Exposed sections of brake lines jacketed with steel wire for protection from road debris. 10 3-speed manual transmission standard (not available in California), 4-speed manual or automatic available in all 50 states. 11 Standard locking, energy-absorbing steering column. 12 Vibration-absorbing, pre-loaded engine mounts. 13 Heavy-duty front stabilizer bar standard on 4-WD. 14 Power steering, standard on 4-WD, available on 2-WD, has new more efficient pump. 15 Double-walled steel construction on windshield pillars, doors, front cowl, hood, front fenders, and tailgate contributes to its ruggedness.



ANTI-CORROSION PROTECTION to help Jimmy enjoy a long, useful life, GM engineers use special corrosion-fighting steel or specially pre-coated steel for such vulnerable parts as doors and tailgate inner and outer panels, radiator grille upper and lower panels, front fender outer panels, door opening frames and door hinges, windshield frame and plenum assembly, front door ventipane assemblies, and tool storage retainer. Then, using the Catholic Electro Dip process, the entire Jimmy body with doors attached is thoroughly cleaned and prepared in a multistage zinc phosphate treatment, then immersed in massive vats of Elpo primer. The primer flows into hidden corners and hard to get at crevices. Finally, sealing compounds are applied to various joints, a gleaming finish coat of tough acrylic enamel is applied, and an aluminum wax preservative is used to help protect certain inner areas.

4-Wheel-Drive JIMMY GMC Jimmy 4-wheel drive models are pussycat smooth on the freeway and a tiger in the wilds. The 2-speed transfer case is controlled by a single in-cab lever with four positions: 4-wheel drive (high range), 2-wheel drive (high range), neutral, and 4-wheel drive (low range). Also included are a left-hand power take-off opening and manual-locking front hubs for operating in 4-wheel drive. Ask your GMC dealer for the details.



A word about this catalog: We have tried to make this catalog as comprehensive and factual as possible. And we hope you find it helpful. However, since the time of printing, some of the information you'll find here may have been updated. Your dealer has details and, before ordering, you should ask him to bring you up to date.

Many vehicles in this catalog are shown with available factory-installed options, dealer accessories and special equipment from various independent suppliers.



Solo Paint with Black Hardtop



Exterior Decor Package (ZY5) with White Hardtop



Special (ZY3) Two-Tone Paint with White Soft Top



Available (YG2) Simulated Wood-Grain Trim with White Hardtop

PAINT OPTIONS offer a choice of 15 solid colors, eight of which are new for '80, and resulting available two-tone combinations. ZY3 Special Two-Tone Paint includes special side moldings. ZY5 Exterior Decor Package includes special

moldings, a stand-up hood ornament, and coordinated striping at either side of the hood panel. Wood-grained exterior trim YG2 is available.



HARDTOP OR SOFT TOP

Jimmy's standard fiberglass reinforced plastic rear roof section, available in Black or White, is designed for quick removal.

Available convertible top, in White only, can be folded up and secured safari-style, or the top can be completely folded down for an open-air ride.

	DIMENSIONS (inches)	
	2-Wheel drive	4-Wheel drive
Wheelbase	105.5	
Front Overhang	33.4	
Rear Overhang	44.5	
Front Tread	64.8	65.7
Rear Tread	63.4	63.7
Ground Clearance	7.1	7.0
Height	69.8	72.0
Overall Length	184.4	
Overall Width	79.6	
Box Length—Floor	76.6	
Box Length—Upper	66.4	
Box Length—Floor	72.0	
—Tailgate Opening	65.0	
—Between Wheel-housings	50.0	
Box Depth	19.5	

SERIES	C-1500		K-1500	
	GVW Rating	6,050		6,200
Front Suspension,	Independent Coil Springs		Hypoid Driving and Leaf Springs	
Cap., Lbs.	3,250		3,600	
Springs, Front, Rated at Ground, Ea., Lbs	Std. Avail.	1,625 —	1,650 2,250	1,650 2,250
Shock Absorbers	Std. Avail.	25-mm Diameter 32-mm Diameter	25-mm Diameter 32-mm Diameter**	
Stabilizer Bar	Std. Avail.	— 1.06-inch Diameter	1.25-inch Diameter —	
Rear Suspension, Axle, Rear, Cap., Lbs.	Semifloating, Two-Stage Multilink 3,750			
Axle, Ratio	STD.	AVAIL.	STD.	AVAIL.
4.1 Liter L6*	3.08	3.42	3.73	3.42
5.0 Liter V8 2-bbl.*	3.08	3.42	—	—
5.7 Liter V8 4-bbl.	3.08	2.76 + 3.06 + 3.42	2.78	3.08
Springs, Rear Cap. Ea., Lbs.	1,700		1,700	
Brakes, Service	Vacuum/Power (Front-Disc) (Rear-Drum)			
Clutch, Dia., In. With 4.1 Liter L6* 5.0 Liter V8*	11		11	
With 5.7 Liter V8	12		12	
Engine Type	Std.	4.1 Liter L6*	4.1 Liter L6*	
	Avail.	5.0 Liter V8 2-bbl.* 5.7 Liter V8 4-bbl.	5.7 Liter V8 4-bbl.	
Steering	Std.	Manual	Power	
	Avail.	Power	—	
Transmission	Std.	3-Speed Manual* 4-Speed, Automatic	3-Speed Manual* 4-Speed, Automatic	
	Avail.	P215/75R-15 P215/75R-15	P215/75R-15	
Tires, Ply Rating	Avail.	P235/75R-15	P235/75R-15	
Break-Over Ramp Angle	Front	—	23*	
	Rear	—	32*	
			24*	

*Not available in the State of California.
+ With automatic transmission.

**Available with RPO F60. H.O. springs only.

A WORD ABOUT COMPONENTS, OPTIONAL EQUIPMENT, ASSEMBLY AND AVAILABILITY OF THESE GMCs

These GMCs incorporate thousands of different components produced by various divisions of General Motors and by various suppliers to General Motors. From time to time during the manufacturing process it may be necessary in order to meet public demand for particular vehicles or equipment to meet federally mandated emissions, safety and fuel economy requirements or for other reasons to produce these products with different components or differently sourced components than initially scheduled. All such components have been approved for use in these products.

With respect to factory-installed, extra-cost optional equipment, make certain you specify the type of equipment you desire on your vehicle when ordering it from your

dealer. Some options may be unavailable when your vehicle is built. Your dealer receives advice regarding current availability of options. You may ask the dealer for this information. GM also requests the dealer to advise you if an option you ordered is unavailable. We suggest you verify that your vehicle includes the optional equipment you ordered, or if there are changes that they are acceptable to you.

The GMC Jimmy described in this brochure (Series C-1500 and the K-1500) is assembled at facilities of General Motors Corporation operated by Chevrolet Motor Division or GMC Assembly Division. This vehicle is also available from Chevrolet dealers under the name Chevy Blazer (Series C10 and K10).

Vehicles show factory standard or available factory-installed equipment unless noted as dealer-installed accessories. Items referred to as options or available are at extra cost. Different model applications of the components that are noted in accompanying letters as well as other items at the factory-installed equipment may be ordered through your GMC dealer.

GMC Truck & Coach Division reserves the right to make changes at any time without notice in price, colors, materials, equipment, specifications and models and also to discontinue models. Data shown is basic information for the prospective buyer effective at time of issuance of this pamphlet. Dealer will provide complete up-to-date information on available equipment, specifications, etc. not shown here.

